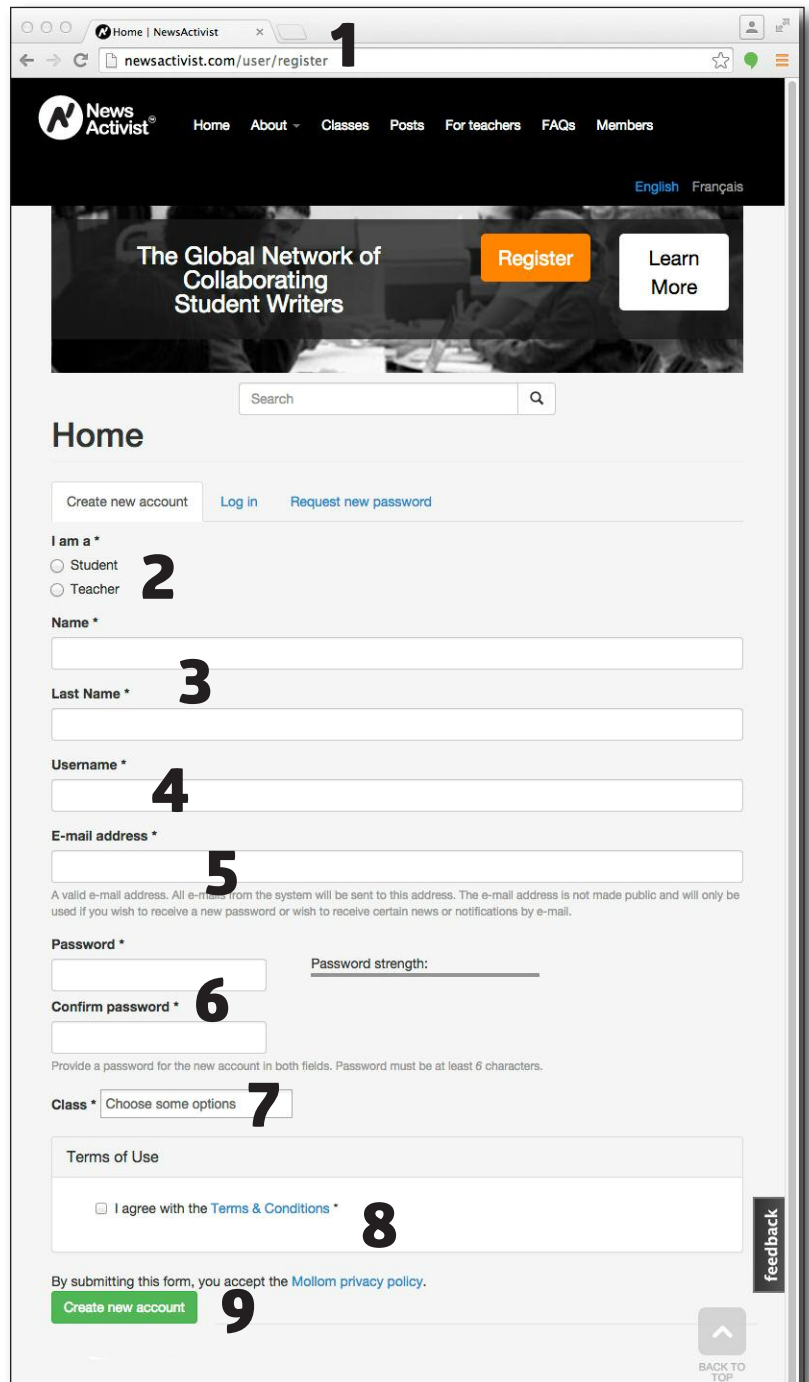


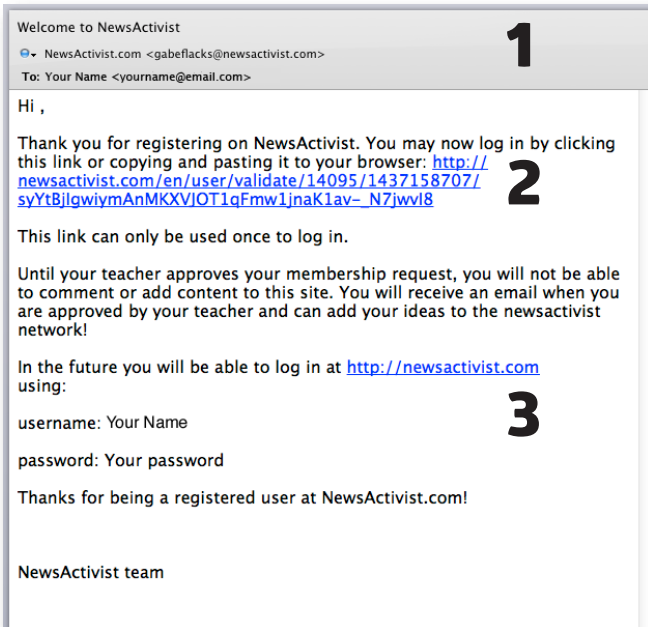
- 1** To start posting and commenting, you must register at the following address: newsactivist.com/user/register
- 2** Indicate whether you're a student or a teacher.
- 3** Enter your real name.
- 4** Create a user name. It can be changed later.
- 5** The e-mail address where you wish to receive your registration confirmation. It will not be made public.
- 6** Create your password.
- 7** If you have been told by your teacher which class to join, select it from the drop down menu.
- 8** Please read our terms and the conditions and check the "agree" box.
- 9** Now click the green "create new account" button. You will receive your account authentication e-mail shortly. **You must click the link in that email to complete your registration.**



The screenshot shows the registration page for News Activist. The browser address bar shows newsactivist.com/user/register with a '1' callout. The page header includes the News Activist logo and navigation links: Home, About, Classes, Posts, For teachers, FAQs, Members. There are language options for English and Français. A banner features the text "The Global Network of Collaborating Student Writers" with "Register" and "Learn More" buttons. Below the banner is a search bar. The main content area is titled "Home" and contains links for "Create new account", "Log in", and "Request new password". The registration form includes:

- "I am a" section with radio buttons for "Student" (2) and "Teacher".
- "Name" input field (3).
- "Last Name" input field (3).
- "Username" input field (4).
- "E-mail address" input field (5) with a note: "A valid e-mail address. All e-mails from the system will be sent to this address. The e-mail address is not made public and will only be used if you wish to receive a new password or wish to receive certain news or notifications by e-mail."
- "Password" input field (6) and "Confirm password" input field (6) with a "Password strength:" indicator.
- "Class" dropdown menu (7) with the text "Choose some options".
- "Terms of Use" section with a checkbox "I agree with the Terms & Conditions" (8).
- A green "Create new account" button (9).
- A note: "By submitting this form, you accept the Mollom privacy policy."
- A "feedback" button on the right side.
- A "BACK TO TOP" button at the bottom right.

Authentication

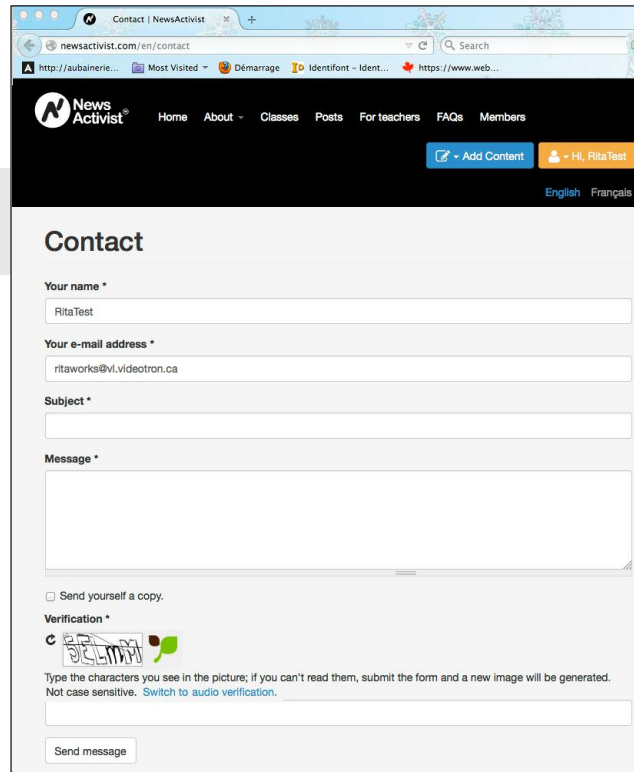


Authentication e-mail

- 1 This e-mail acknowledges your registration. If you don't receive it promptly, check your spam filter.
- 2 You must authenticate your email address by clicking the first link in the Welcome email. You will receive a notification at that address when your teacher has approved your request to join the class. Once those two steps have been completed, you will be able to comment and add content at www.newsactivist.com
- 3 Future log-ins: newsactivist.com with your name and password.

Support

If you have any questions, please send an e-mail via the feedback form on the site or email helpdesk@newsactivist.com



Contact | NewsActivist

newsactivist.com/en/contact

Home About Classes Posts For teachers FAQs Members

Add Content Hi, Rita Test

English Français

Contact

Your name *

RitaTest

Your e-mail address *

ritaworks@vl.videotron.ca

Subject *

Message *

Send yourself a copy.

Verification *

Type the characters you see in the picture; if you can't read them, submit the form and a new image will be generated. Not case sensitive. [Switch to audio verification.](#)

Send message

feedback

Welcome to the NewsActivist community!